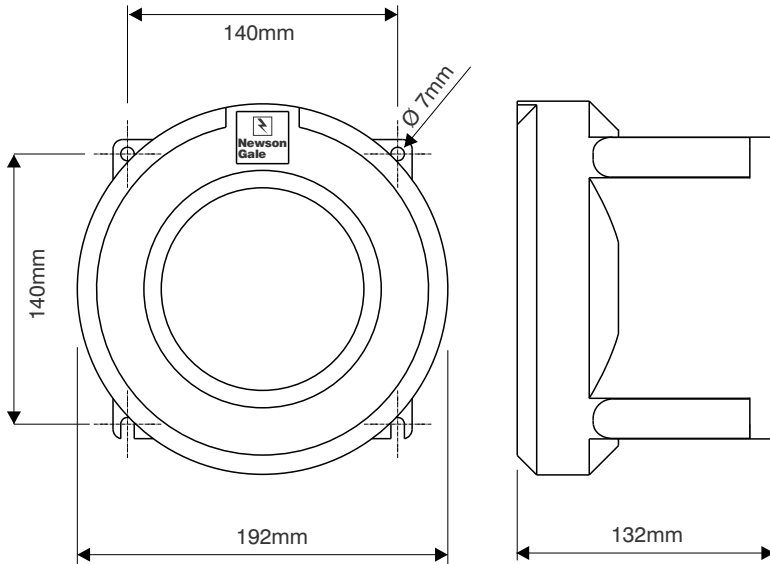


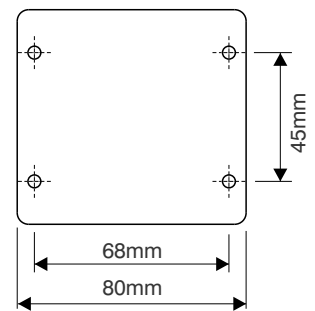
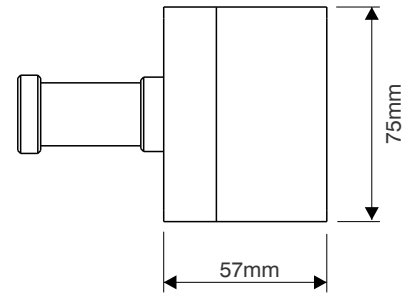
Earth-Rite[®] RTR[™]

Technical Specification and Certification Data

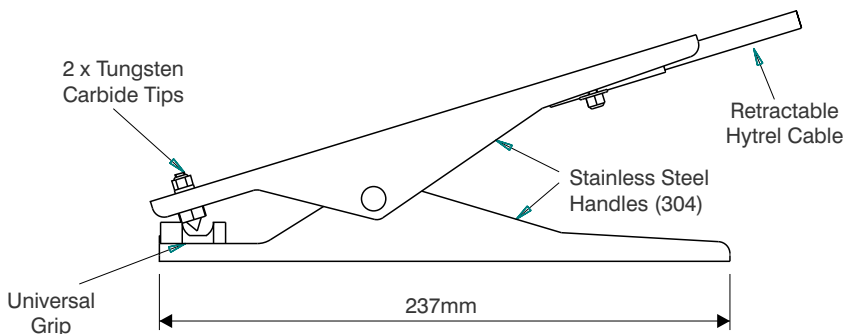
Mechanical Installation Data



ATEX certified / UL Approved copper free cast aluminium enclosure - IP 66 / NEMA 4X, 7 & 9



Simple Apparatus GRP clamp storage box with grounding clamp storage pin



ATEX certified / FM Approved 2 Pole stainless steel grounding clamp fitted with one pair of tungsten carbide tips



SIL 2 IECEx

Electrical and Certification Data

Monitoring Unit

Power Supply	110/120V or 220/240V AC, 50-60 Hz 12V or 24V DC
Power Rating	10 watt
Ambient Temperature Range	-40°C to +55°C
Ingress Protection	IP 66
Weight	4.5 kgs (9.9 lbs) nett
Construction	Copper-free cast aluminium
Certification	Ex d[ia] IIC T6 Gb(Ga) Ex tb IIIC T80°C IP66 Db Ta= -40°C to +55°C Intrinsically Safe
Monitoring Circuit	1000 pF
Minimum Tanker Capacitance	Nominally <10 Ohm
Operational Series Ground Resistance	2 off voltage free change-over switch contacts, 250Vac, 5A, 500VA max resistive
Output Relay Contact Rating	7 x M20 (2 x plugged)

Junction Box/Stowage Point

Enclosure Material	GRP with carbon loading
Terminals	2 x 2.5mm sq conductor capacity
Stowage Device	Insulated 20mm Ø pin
Cable Entries	1 x 20mm
Clamp Cable Connection	Quick Connect

Grounding Clamp

Clamp Design	2 pole with tungsten carbide contacts
Body	Stainless steel

Spiral Cable

Cable	Blue Cen-Stat Hytrel sheath (Static dissipative, chemical & abrasion resistant)
Conductors	2 x 1.00mm sq copper
Length	10 metres extended, 1 metre unextended (other options available)

Optional Mode Selector Key Switch Unit

Certification	EEx ed IIC T6 EEx II 2 GD
Construction	Glass Reinforced Polyester
Cable Entry	1 x M20

Ordering Code	Product Description
RTRMEA1A3A*	Earth-Rite RTR™ Tri-Mode Static Grounding Unit - ATEX IIC, 220/240Vac ±10% including Heavy Duty grounding clamp, 10m retractable spiral cable, GRP clamp stowage box and operator instruction board
STROBE01/A	Amber Strobe, 15J, 220/240Vac, EEx (d) IIB+H2, T4, ATEX
RTRT	RTR™ Test Unit for RTR system installation commissioning and servicing
MSKS1	Mode Selector Key Switch
ER2KITA	Installer's Kit including specified Ex d glands for areas not requiring IIC apparatus (x5), system grounding cable (x3) and enclosure lid handles
VESM02	VESM02 Retractable Cable reel with 15m (50 ft) of 2 conductor Hytrel protected static grounding cable

* Additional Options Available

The Earth-Rite RTR forms part of the Earth-Rite range of Static Grounding and Bonding Equipment available from Newson Gale



Leading the way in hazardous area static control

www.newson-gale.com

Newson Gale Inc
460 Faraday Avenue
Unit B, Suite 1
Jackson, NJ 08527
USA

Tel: +1 732 961 7610

Fax: +1 732 791 2182

Email: groundit@newson-gale.com

Newson Gale Ltd
Omega House
Private Road 8
Colwick, Nottingham
NG4 2JX, UK

Tel: +44 (0)115 940 7500

Fax: +44 (0)115 940 7501

Email: groundit@newson-gale.co.uk